

AFT Informational Packet for Court-Mandated Firearms Safety Training



Please reach out to us, should you have any questions:

(540) 288-4262 - info@shootsafe.org

Table of Contents

Introduction to Handgun Safety (1 Hour, 30 Minutes)	3
<i>Introduction</i>	3
<i>Section 1: Handgun Parts and Operation</i>	3
<i>Section 2: Ammunition</i>	4
Section 3: Using a Handgun Safely.....	4
<i>Section 4: Operating a Handgun</i>	5
<i>Section 5: Cleaning, Storing, and Transporting a Handgun</i>	6
<i>Section 6: Shooting Fundamentals and Position</i>	7
<i>Comprehensive Final Exam</i>	7
Verifying Student Course Completion.....	8

Introduction to Handgun Safety (1 Hour, 30 Minutes)

Introduction to Handgun Safety is a robust introduction designed to provide the student with a general overview of firearms safety knowledge. It is comprised of six sections, each of which is followed by a fifteen-question quiz. The student must pass the quiz for each section before they may proceed to the next, and the questions are randomly generated from a rotating question bank in order to ensure testing validity. The course completes with a thirty-question final exam, also drawn from a rotating question bank.

Accompanying the course is a study guide to assist the learner. The study guide can be downloaded when the student registers for the course.

The course flow is as follows:

Introduction

Section 1: Handgun Parts and Operation

- General Handgun Introduction
- Common elements of a firearm
 - Frame, barrel and action
 - Barrel diameter and caliber
 - Trigger, hammer, and firing pin
- Revolvers
 - Definition of a revolver
 - Cylinder, release latch, loading gate
 - Loading, unloading, and firing a revolver
 - Single action vs. double action
 - Cocking & de-cocking a revolver – rendering safe
- Semi-Automatic Pistols
 - Definition of a semi-automatic firearm / pistol
 - Firearm safeties
 - Slide operation
 - Loading a magazine
 - Operating a slide release
 - Unloading – rendering safe
- Firearm safety primer as related to revolvers and semi-automatics



Quiz 1 – Pistol Parts and Operation

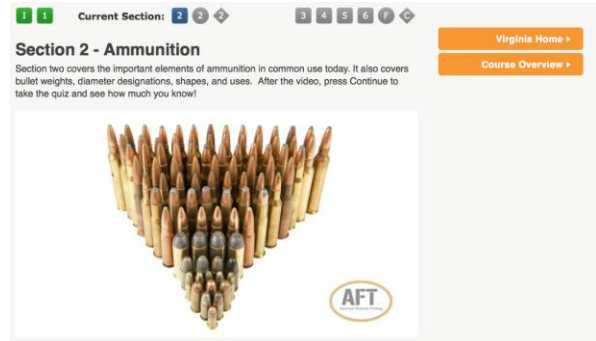
- 15 questions, drawn from a rotating bank

Section 2: Ammunition

- General functionality and popular calibers in use today
- Modern ammunition components
 - Case
 - Projectile/Bullet
 - Powder charge/propellant
 - Primer
- Centerfire vs. Rimfire
- Caliber
 - Caliber vs. MM designations
- Bullet weight
 - Grain weight
- Heavy vs. light bullets
- Bullet shapes
 - Ball rounds
 - Wadcutter rounds
 - Hollowpoint rounds
- +P rounds
- Ammunition safety
 - Three checks
- Most popular rounds in use today

Quiz 2 – Ammunition

- 15 questions, drawn from a rotating bank



Section 3: Using a Handgun Safely

- General shooting safety
- Three major gun safety rules
 - Always keep your firearm pointed in a safe direction
 - The law enforcement laser rule
 - Always keep your finger off the trigger until you are ready to fire
 - Indexing
 - The startle effect
 - The sympathetic response
 - Always keep your firearm unloaded until you are ready to use it
 - Loaded firearms can be a risk to the operator as well as the people around him or her
- Fifteen additional AFT gun safety rules
 - Know the target and what is beyond
 - Know how to use the gun safely

- Be sure the gun is safe to operate
- Use the correct ammunition for your gun
- Wear eye and ear protection whenever possible, plus a ball cap
- Never shoot under the influence of drugs or alcohol
- Store guns so they are inaccessible to unauthorized persons
- Be aware that certain types of shooting activities and firearms require additional safety precautions
- Never attempt to alter a gun unless you are a gunsmith or armorer
- When handing a firearm to another person, ensure that it is pointed in a safe direction
- Store different types of ammunition separately
- If a cartridge fails to fire, wait 30 seconds and keep the firearm pointed in a safe direction
- When loading a semi-automatic firearm, always use the magazine
- Always comply with all local, state, and federal laws
- Never rely solely on a firearm's mechanical safety
- Firing range safety and protocol
 - Range Safety Officer (RSO)
 - Three major range commands
 - Load
 - Commence Fire
 - Cease Fire

Quiz 3 – Using a Pistol Safely

- 15 questions, drawn from a rotating bank

Section 4: Operating a Handgun

- Safe loading and unloading procedures for a single action revolver, double action revolver, and semi-automatic
- Safety brief
- Single Action Revolvers
 - Action Manipulation
 - Loading
 - Firing
 - Unloading
 - Final safety check
- Double Action Revolvers
 - Action Manipulation
 - Loading



- Firing
- Unloading
- Final Safety Check
- Semi-Automatic Pistols
 - Action Manipulation
 - The Magazine
 - Loading
 - Firing
 - Unloading
 - Final Safety Check
- General firearms safety recap

Quiz 4 – Operating a Handgun

- 15 questions, drawn from a rotating bank

Section 5: Cleaning, Storing, and Transporting a Handgun

- Cleaning
 - Fosters reliability and proper functionality
 - Always consult the owner’s manual for proper procedures
 - Cleaning implements
 - General cleaning safety rules
- Ensure that the gun is unloaded
- Ensure that there is no open flame present
 - Single Action Revolver Cleaning
 - Double Action Revolver Cleaning
 - Semi-Automatic Pistol Cleaning
- Storing
 - Store in a cool dry environment
 - Store away from ammunition
 - Store in a locked compartment or gun safe whenever possible
- Transporting a Handgun
 - Always consult federal, state, and local laws when transporting a pistol

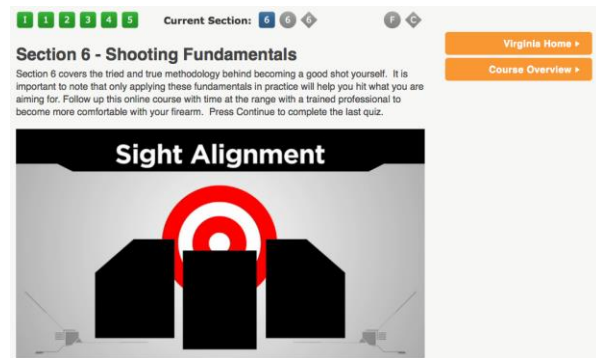


Quiz 5 – Cleaning, Storing, and Transporting a Handgun

- 15 questions, drawn from a rotating bank

Section 6: Shooting Fundamentals and Position

- Always practice safely with a qualified instructor to keep your skills sharp
- Determining the dominant eye for aiming
- Six Shooting Fundamentals
 - Position
 - Grip
 - Breath Control
 - Sight Alignment
 - Trigger Squeeze
 - Follow-Through



Quiz 6 – Shooting Fundamentals and Position

- 15 questions, drawn from a rotating bank


Comprehensive Final Exam

The last quiz section is followed by a comprehensive final exam, which covers all topics presented in the course.

- 30 questions, drawn from a rotating bank
- Must be passed to complete the course.

Verifying Student Course Completion

To verify that the student has completed the course, simply point a browser to the url: gun-safety.com/verify/. Simply type in the student's certificate number and their zip code listed on their certificate of completion.



The screenshot shows the AFT website's verification page. At the top, there is a navigation bar with links for AFT HOME, ABOUT, FAQ, CONTACT, and LOG IN. Below this is a banner with the AFT logo and the text: "We Offer 100% Online Firearms Training that will qualify you to apply for your concealed carry permit in many states." A green button says "Start your carry training now".

The main content area is titled "Verify". It includes an introductory paragraph about the "Introduction to Pistol Safety" course taught by Phillip Ritchie. Below this is a form with two input fields: "Certificate Number" and "Zip Code", followed by a "Verify" button. To the right, there is a "Get Started!" section with a "State Courses" button.

The system will display a certificate holder's full name to verify that they have completed the course.

